

# INSTALLATION INSTRUCTIONS

## QUAD, SQUAD, TAD, SURFACE-MOUNTED ADA DRYER


B-7120 White Panel S B-7128 Silver S

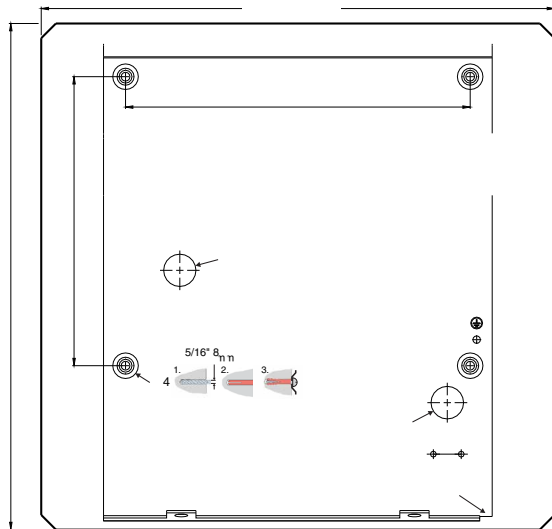


Installation Instructions Surface-Mounted Hand Dryer	Pages 2 & 3
Installation Instructions Squad Hand Dryer	Pages 4 & 5
Installation Instructions Squad Hand Dryer - High	Pages 6 & 7
Installation Instructions Squad Hand Dryer	Pages 8 & 9
Installation Instructions Squad Hand Dryer	Pages 10 & 11
#	Pages 12 & 13
Warranty	Pages 14 & 15

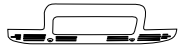


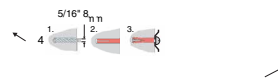
**WARNING: TURN ELECTRICAL POWER SUPPLY OFF BEFORE  
MAKING ELECTRICAL CONNECTIONS.  
DRYER MUST BE GROUNDED (EARTHED).**





**ADVERTENCIA: DESCONECTAR LA ALIMENTACI N DE RED  
ANTES DE HACER LAS CONEXIONES EL CTRICAS.  
EL SECADOR DEBE ESTAR CONECTADO A TIERRA.**





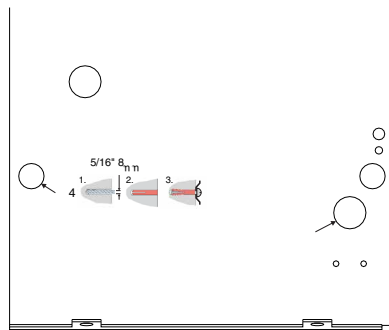

**HINWEIS: VOR MONTAGE NETZANSCHLU TRENNEN.  
TROCKNER MUSS GEERDET WERDEN.**



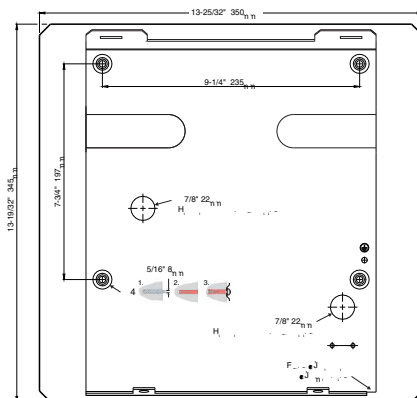















---

# Warranty

---

**IMPORTANT**

**LIMITED WARRANTY**

**SAVE**

Installation Date: \_\_\_\_\_

Serial Number (S/N): \_\_\_\_\_

Installation Address: \_\_\_\_\_

Telephone Number: \_\_\_\_\_

Model Number: B-7120 B-7128 D \_\_\_\_\_

\_\_\_\_\_

\_\_\_\_\_

THIS WARRANTY DOES NOT COVER ACCIDENTAL DAMAGE, IMPROPER HANDLING OR INSTALLATION, OR REPAIRS MADE BY UNAUTHORIZED PERSONS, AND SPECIFICALLY EXCLUDES CLAIMS FOR INDIRECT, ACCI

---

# Garantía

---

---

# Garantie

---

---

---

---

Garanzia

---

---

---

